



VIA RECESSED



Via 1.5+ recessed DMF



Via 5 recessed in a grid ceiling



Order Check list

1. Download spec sheet from www.lumenwerx.com.
2. Specify the product as per the information on this page.
3. PO must clearly indicate LumenXpress.
4. Send an email to lumenxpress@lumenwerx.com along with a PO and a formal quote # or price confirmation.

LENS POSITION	Flush & Regressed
LIGHT SOURCE	LED
CRI	80 CRI, 90 CRI
COLOR TEMP.	30k, 35k & 40k
LUMINAIRE LENGTH	Individual Units & Continuous Runs
VOLTAGE	120V, 277V & UNV
DRIVER	Dimming 0-10V, LDE1, LDE5
ELECTRICAL	1 circuit +EB/EM
MOUNTING	TG, TB, ST, Trim, Trimless & Mud flange
FINISH	White
CONTROLS	Individual Daylight & Occupancy Sensors
OPTIONS	Fuse, Chicago Plenum, Flexible Whip Cable

The following options may require additional lead time: Asymmetric, Wall Wash, 347V, Other Lutron Drivers, Group Controls, COB & ChromaWerx.

VIA PATTERNS RECESSED






Via patterns recessed inner corner



Via patterns recessed outside corner



Via patterns recessed leveled corner

LUMINAIRE ID	VIA1.5, VIA2, VIA3, VIA4 & VIA5
	
LEV - Leveled corner	INN - Inner corner
	
	OUT - Outer corner

CORNER TYPE	Inner, outside & leveled corner
CORNER DEGREE	90 degree (max 4 corners)

We require a drawing illustrating the pattern being ordered - anything from a simple line drawing to elaborate architectural drawings will suffice.

Order Check list

1. Download spec sheet from www.lumenwerx.com.
2. Specify the product as per the information on this page.
3. PO must clearly indicate LumenXpress.
4. Send an email to lumenxpress@lumenwerx.com along with a PO and a formal quote # or price confirmation.

The following options may require additional lead time: 347V, Other Lutron Drivers, Group Controls, ChromaWerx.