

# VIA PENDANT DIRECT



Via 2 pendant cable direct




Via 4 pendant stem direct

## Order Check list

1. Download spec sheet from [www.lumenwerx.com](http://www.lumenwerx.com).
2. Specify the product as per the information on this page.
3. PO must clearly indicate LumenXpress.
4. Send an email to [lumenxpress@lumenwerx.com](mailto:lumenxpress@lumenwerx.com) along with a PO and a formal quote # or price confirmation.

<b>LIGHT SOURCE</b>	LED
<b>CRI</b>	80 CRI, 90 CRI
<b>COLOR TEMP.</b>	30k, 35k & 40k
<b>LUMINAIRE LENGTH</b>	Individual Units & Continuous Runs
<b>VOLTAGE</b>	120V, 277V & UNV
<b>DRIVER</b>	Dimming 0-10V, LDE1, LDE5
<b>ELECTRICAL</b>	1 circuit +EB/EM
<b>MOUNTING</b>	Pendant
<b>FINISH</b>	White
<b>CONTROLS</b>	Individual Daylight & Occupancy Sensors
<b>OPTIONS</b>	Fuse, Caddy Clip





The following options may require additional lead time: Asymmetric, Other Lumen Output, 347V, Other Lutron Drivers, Group Controls, COB, Custom Finish & ChromaWerx.




# VIA PATTERNS DIRECT



Via 4 pendant patterns direct

# VIA PATTERNS DIRECT/INDIRECT

LUMINAIRE ID	VIA1.5, VIA2 & VIA4
	
LEV - Pendant leveled corner	LEV - wall leveled corner

LUMINAIRE ID	VIA1.5, VIA2, VIA3, VIA4 & VIA5	
		
LEV - Pendant leveled corner	LEV - Wall leveled corner	LEV - Wall leveled corner

<b>CORNER TYPE</b>	Leveled corner
<b>CORNER DEGREE</b>	90 degree (max 4 corners)

We require a drawing illustrating the pattern you are trying to achieve - anything from a simple line drawing to elaborate architectural drawings will suffice.

#### Order Check list

1. Download spec sheet from [www.lumenwerx.com](http://www.lumenwerx.com).
2. Specify the product as per the information on this page.
3. PO must clearly indicate LumenXpress.
4. Send an email to [lumenxpress@lumenwerx.com](mailto:lumenxpress@lumenwerx.com) along with a PO and a formal quote # or price confirmation.

The following options may require additional lead time: 347V, Other Lutron Drivers, Group Controls, Custom Finish & ChromaWerx.