


# POLY TRIANGLE LED



## PENDANT



### DESCRIPTION

Poly's geometric forms, appropriately scaled for use as discrete luminaires, offer new opportunities for creative approaches to general lighting. Poly triangular pendants can distinguish a variety of special areas. The open form is airy and features a compact 2.5" profile (drivers are remote). Poly can be used comfortably in either regular or free-form arrangements. Efficacies up to 123 LPW, multiple lumen outputs and electrical options make Poly practical, as well as creative.

PROJECT: \_\_\_\_\_

TYPE: \_\_\_\_\_

NOTES: \_\_\_\_\_

### ORDER GUIDE

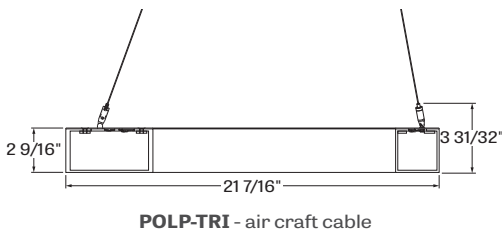
up to 123 lm/w performance

POLP	TRI	ULO	LED				
LUMINAIRE ID	SHAPE	OPTICS	LIGHT SOURCE	CRI	LUMEN PACKAGES	COLOR TEMP.	VOLTAGE
POLP - poly pendant	TRI - triangle	ULO - Uniform Lambertian Optic	LED - high performance LED	80 - 80CRI 90 - 90CRI	1800 - min. low output 1800lm 3000 - medium output 3000lm 4200 - max. high output 4200lm #### - other required lm	27 - 2700k 30 - 3000k 35 - 3500k 40 - 4000k	120 - 120V 277 - 277V UNV - 120V-277V 347 - 347V (not available with Lutron)

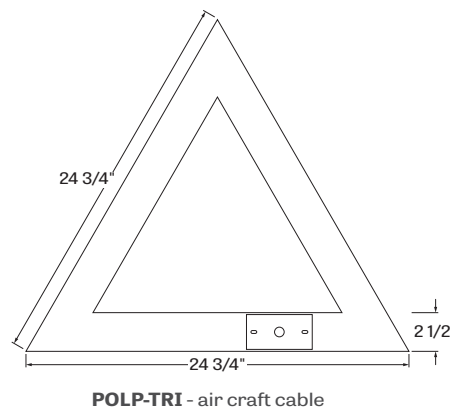
DRIVER	RDB	1	5SWAC36		
REMOTE DRIVER BOX	ELECTRICAL	MOUNTING	FINISH	OPTIONS	
D1 - 1% dimming 0-10V DA - Dali LTEA2W - Lutron 1% - 2 wire FF 120V LDE1 - Lutron Hi-lume 1% Eco LDE5 - Lutron 5% EcoSystem	RDB - Remote Driver Box	1 - 1 circuit	5SWAC36 - power 5" square canopy (36" air craft cable) <a href="#">For all other options refer to our Pendant Mounting Guide</a>	W - matte white CF# - custom finish specify RAL#	FU - fuse CU - custom

See page 3 for ordering code detailed information

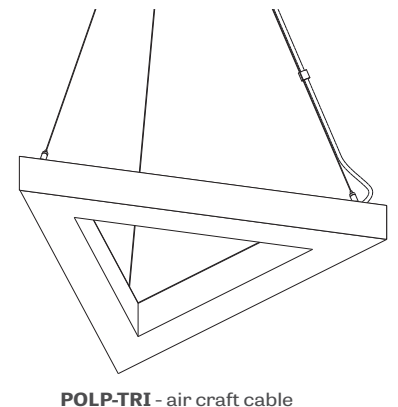
### SECTION VIEW



### TOP VIEW



### 3D VIEW



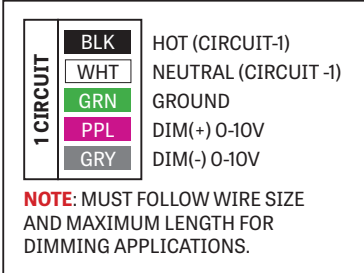
# POLY TRIANGLE LED

## PENDANT

### ELECTRICAL CIRCUITS

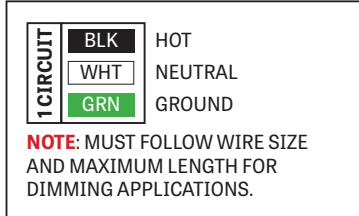
#### DIMMING 0-10V -

1 Circuit



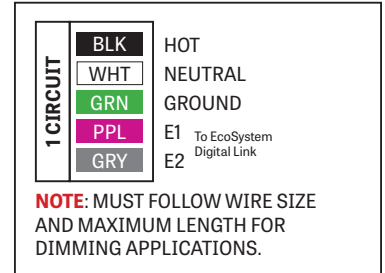
#### LUTRON 1% 2-wire FF 120V -

1 Circuit



#### LUTRON LDE1 1%/LDE5 5% EcoSystem -

1 Circuit



# POLY TRIANGLE LED

## PENDANT

### OPTICS

The **Uniform Luminous Optic (ULO)** drop lens of thermoformed acrylic provides three luminous faces with subtle uplight.

### LIGHT SOURCE - LED

Custom array of mid-flux LED's are mounted directly to the housing for optimal thermal performance. Available in 3000K, 3500K, 4000K and 5000k with a minimum 80 CRI and an option for 90 CRI with elevated R9 value. Color consistency maintained to within 3 SDCM. LEDs operated at reduced drive current to optimize efficacy and lumen maintenance.

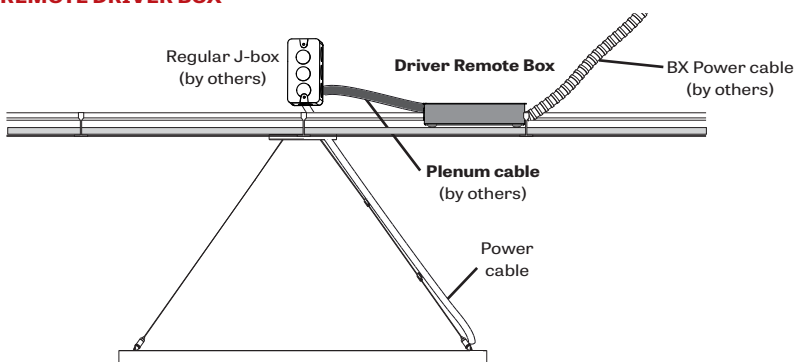
All LEDs have been tested in accordance with IESNA LM-80-08 and the results have shown L80 lumen maintenance greater than 60,000 hours. Absolute product photometry is measured and presented in accordance with IESNA LM-79, unless otherwise indicated.

LED output	Color Temp	Watts	Nominal Delivered Lumens	Efficacy LPW
low output	4000K	14.5	1800	123
medium output	4000K	25	3000	119
high output	4000K	36.5	4200	115

### ELECTRICAL REMOTE

Driver features factory-set adjustable output current with universal (120-277VAC) input. Dimmable from 100% to 1% with 0-10V dimming control. Rated life (90% survivorship) of 50,000 hours at 50°C max. ambient (and 70°C max. case) temperature. At maximum driver load: Efficiency>84%, PF>0.9, THD<20%. Other specifiable options include Lutron Hi-Lume 1% (specify 2-wire or Ecosystem Dim-to-Off), Lutron 5-Series (5% Ecosystem), DMX (RDM compatible) and DALI protocol drivers. All of our standard 0-10V drivers are NEMA 410 compliant.

### REMOTE DRIVER BOX

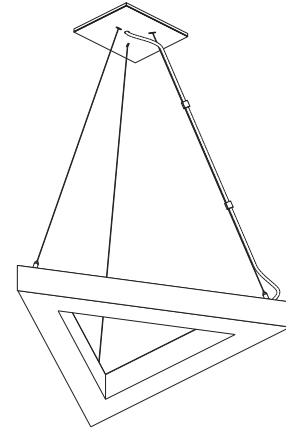


### MOUNTING OPTIONS

Fixtures are pendant-mounted, using aircraft cables. Unless otherwise specified, LumenWerx provides the following hardware:

**For cable-mounted fixtures** - 5SWAC36, 5" white canopy with a 36" cable.

[For all other options, see our website for a detailed Pendant Mounting Guide](#)



### FINISH

95% reflective, matte white powder coating

### CONSTRUCTION

**Reflector plate (LED holder)** - Die formed cold rolled sheet steel 18 gauge thick, 95% reflective matte white painted.

**Lens** - white acrylic

**Hanger** - Chromed Griplock with Safety Nuts securely attached

**Aircraft cable suspension** - Stainless Steel air craft cable 0.0313" thick

**Canopy** - Die formed cold rolled sheet steel 24 gauge thick, matte white powder coating

### WEIGHT

**POLY TRI** - 5.35lbs - 2.42kg

### CERTIFICATIONS

**ETL** - Rated for Indoor Dry/Damp locations.

Conforms to UL Standard 1598 and certified to CAN/CSA Standard C22.2 No. 250.0.

# POLY TRIANGLE LED

## PENDANT

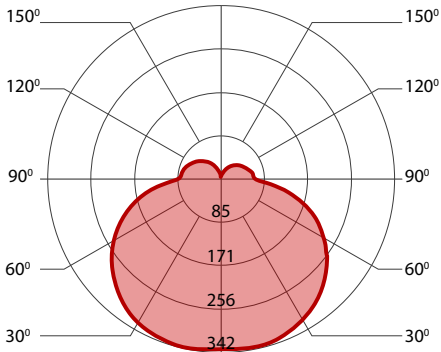
### WARRANTY

LumenWerx provides a five-year limited warranty of electrical and mechanical performance of the luminaires, including the LED boards, drivers, and auxiliary electronics. LumenWerx will repair or replace defective luminaires or components at our discretion, provided they have been installed and operated in accordance with our specifications. Other limitations apply, please refer to the full warranty on our website.

# POLY TRIANGLE LED

## PENDANT

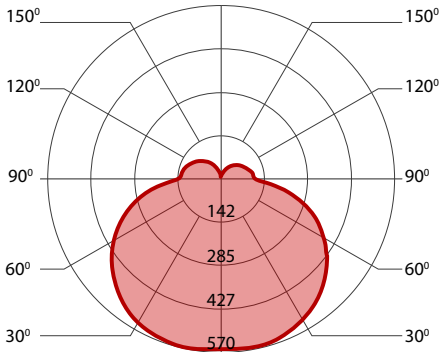
### 1800 LUMEN AT 80CRI - LOW OUTPUT



#### PERFORMANCE

LED output	Color Temp	Watts	Nominal Delivered Lumens	Efficacy LPW
low output	3000K	15.5	1800	117
low output	3500K	15	1800	119
low output	4000K	14.5	1800	123

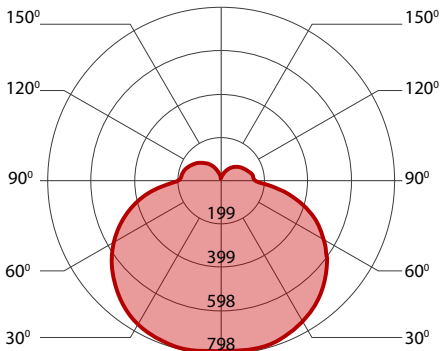
### 3000 LUMEN AT 80CRI - MEDIUM OUTPUT



#### PERFORMANCE

LED output	Color Temp	Watts	Nominal Delivered Lumens	Efficacy LPW
medium output	3000K	26.5	3000	113
medium output	3500K	26	3000	115
medium output	4000K	25	3000	119

### 4200 LUMEN AT 80CRI - HIGH OUTPUT



#### PERFORMANCE

LED output	Color Temp	Watts	Nominal Delivered Lumens	Efficacy LPW
high output	3000K	38.5	4200	109
high output	3500K	38	4200	111
high output	4000K	36.5	4200	115